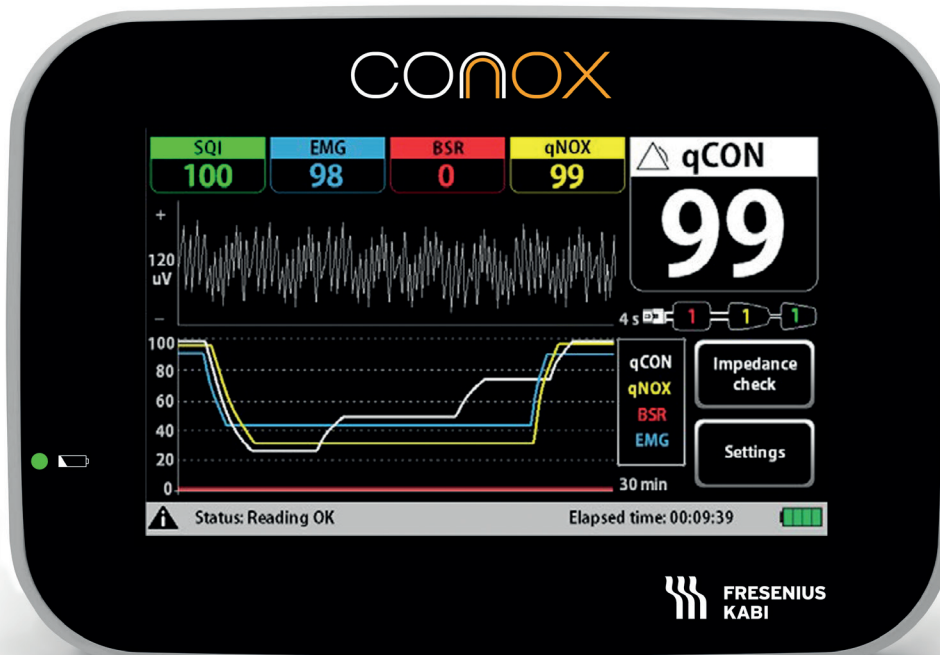


Conox[®]

Smart Anaesthesia Monitoring



Two monitoring solutions in one device, using one single sensor



Conox is a non-invasive depth of anaesthesia monitor designed to help the anaesthesiologist assess patient brain activity and to rapidly detect how certain drugs are affecting the patient.

Two in One

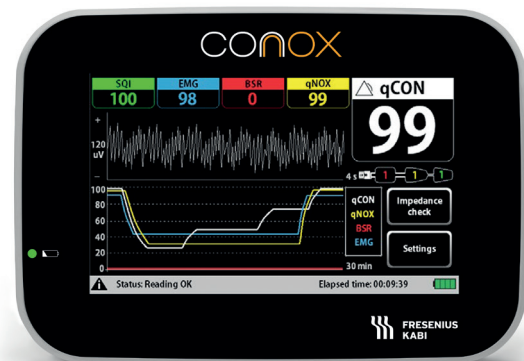
- qCON index provides a rapid indication of the depth of anaesthesia of the patient
- qNOX index is based on low and high frequency EEG in order to detect any changes related to surgical stimuli
- Additional key indicators are simultaneously provided for more complete information about the patient's state
- The graphical area of the screen allows personal settings to view different index trends in different time scales

Stable

- Conox enables fast detection of consciousness state changes in patients, helping the healthcare professional to reduce risks associated with anaesthesia¹
- With an advanced signal processing algorithm, Conox enables faster decision making and provides stable and reliable monitoring of patients under anaesthesia conditions²
- The Conox sensor is designed for the anaesthesiologist to achieve low impedance

Portable

- 2.5 hours battery life, for a fully portable solution
- The compact and lightweight design provides hospitals and clinics the flexibility to use Conox across different wards
- A pole clamp enables easy attachment of Conox to hospital furniture for that purpose

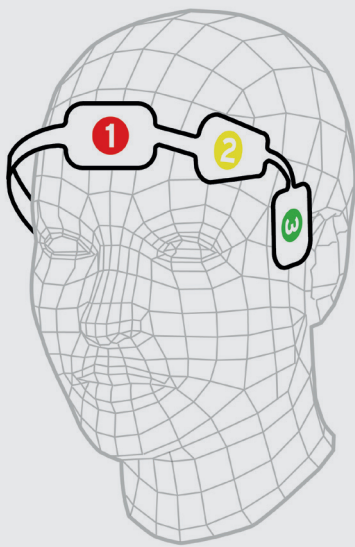


qCON	Clinical State
99	Awake
80	Sedation
60-40	General anaesthesia
20	Deep anaesthesia
0	Isoelectric EEG

Conox's qCON index is based on an easily readable 0-99 scale, resulting from the processing of EEG readings. A qCON index of between 40-60 indicates an adequate anaesthesia level, while 0 corresponds to an isoelectric EEG.



Innovative design with touch screen display and easy to use graphical interface



Highly conductive sensor pads allow the Conox proprietary sensor to achieve accurate EEG readings for both qCON and qNOX index calculations, recorded using the Conox proprietary sensor.



References

1. Evaluation von qCon, einem neuen Narkosetiefemonitor. (Wuppertal), Robert Zanner, (München), Matthias Kreuzer, Meyer, Adrian, Kochs, Eberhard, Schneider, Gerhard. Düsseldorf. Deutsche Gesellschaft für Anästhesiologie & Intensivmedizin, 2015. 13.55 - 14.10.
2. Comparison of the reliability and stability of two depth of anaesthesia monitors. P.Pineda, E.W. Jensen, M. Jospin, P. Gambus. NAVat, 2014.

Bibliography

1. Zanner R, Kreuzer M, Meyer A, Kochs E, Schneider G. Evaluation of the qCON, a novel monitor of the hypnotic component of anaesthesia. Abstract IAP15-10 ESA, Berlin, 2015.
2. Fontanet J, Jensen EW, Gambús PL. Assessment of response to noxious response using the qNOX nociception index. Abstract ESA, Berlin, 2015.
3. Zanner R, Pilge S, Schneider G. (German) Evaluation von qCON, einem neuen Narkosetiefemonitor. Abstract Deutsche Anästhesie Congress (DAC) 2015.
4. Jensen EW, Henneberg SW. (German) Kann mit Hilfe des qCON der postoperative Opioidbedarf reduziert werden ? Abstract Deutsche Anästhesie Congress (DAC) 2015.
5. Jensen EW, Valencia JF, López A, Anglada T, Ramos Y, Serra R, Jospin M, Pineda P, Gambus P. Monitoring hypnotic effect and nociception with two EEG derived indices, qCON and qNOX, during general anaesthesia. Acta Anaesthesiol Scand. April 2014, Sep;58(8):933-41.
6. Fernández-Candil J, Vila E, Pacreu S, Lamora M, Fernández-Galinski S, Gambús P. Establishing loss of consciousness by changes in EEG, propofol concentration and clinical correlates. Euro-Neuro 2014.
7. Fontanet J, Gambus P, Jospin M, Vallverdú M, Gabarrón E, Jensen EW. Comparison of the qNOX and ANI Indices of Nociception during Propofol and Remifentanil Anaesthesia. Conference paper ESCGO May 2014.
8. Jensen EW, Gambus PL, Pineda P, Valencia JF, Jospin M, Struys MMRF, Vereecke H.E.M. Prediction of response to tetanic stimulation: what is best, an interaction model or a direct brain measurement? ESA 2014.
9. Pineda P, Jensen EW, Valencia JF, Jospin M. Monitoring Hypnotic Effect with qCON During General Anaesthesia, Society for Technology in Anaesthesia (STA), A43, Orlando, January 2014.
10. JE Beenakker, EW Jensen, M Jospin, MMRF Struys, HEM Vereecke. The Effect of Ketamine and Rocuronium on the Quantum Consciousness Index (qCON) during Propofol and Remifentanil Anaesthesia. ESA 2014.
11. Jensen EW, Gambus PL, Valencia JF, Jospin M, Borrat X, Struys MMRF, Vereecke H, Pineda P. Validation of the qNOX Pain/Nociception Index for Monitoring Loss of Response to Tetanic Stimulation During General Anaesthesia. Anesthesiology, ASA San Francisco, A2004, 2013.
12. Valencia JF, Henneberg SW. Peroperative depth of anaesthesia, assessed with the qCON may reduce the postoperative opioid requirements. Eur J Anest, ESA Barcelona, 2013.
13. Valencia JF, Gambus PL. Assessment of the level of consciousness during propofol anesthesia: validation of the qCON index. Eur J Anest, ESA Barcelona, 2013.
14. Valencia JF, Borrat X, Gambus PL. Validation of a New Index, qCON, for Assessment of the Level of Consciousness During Sedation. Anesthesiology A 640, ASA Washington 2012.
15. Jensen EW, Pineda P, Gambus PL, Valencia JF, Vereecke HEM, Struys MM. Reduction of Propofol Influence on the qNOX Pain/nociception Index. ASA 2014.
16. Pineda P, Jensen EW, Jospin M, Gambus P. Comparison of the reliability and stability of two depth of anaesthesia monitors. Navat 2014.
17. Jospin M, E.W. Jensen, P. Caminal, D.T. Kaplan, H. Vereecke, M.M.R.F. Struys. A new spectral index for assessing depth of anesthesia based on the cumulative power spectrum of the EEG. European Journal of Anaesthesiology 2006; 23 (Suppl.37): A-85.
18. Henneberg SW, Rosenborg D, Jensen EW, Ahn P, Burgdorff B, Thomsen LL. Peroperative depth of anaesthesia may influence postoperative opioid requirements. Acta Anaesthesiol Scand; 2005; 49 (3): 293-296.